

FISHERIES DIVISION

FISHERIES INFORMATION QUARTERLY REPORT

FOURTH QUARTER 2014

OCT—DEC 2014

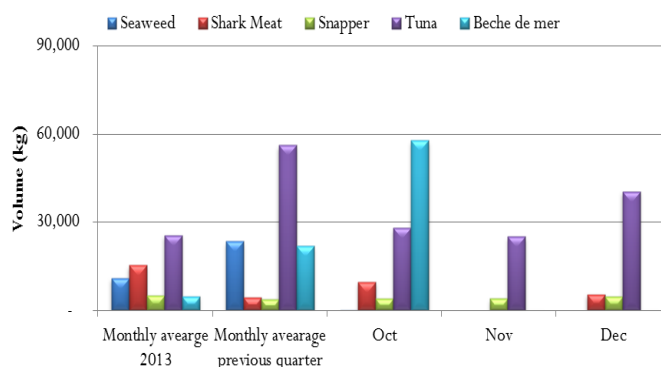


MARINE EXPORTS

The total quantity of marine products (not including aquarium products) exported in the fourth quarter of 2014 was 180 metric tons. This is a 30% decrease from the quantity exported during the same period last year and 46% decrease from that exported in the previous quarter.

The total FOB value of marine exports for the fourth quarter is TOP\$1.45 million. This is a 21% decrease in the FOB value of marine resources exported during the same period last year and a 22% decrease from value of that exported in the previous quarter. The decrease in total exports in this quarter is due mainly to significant decrease in exports of tuna, seaweed and beche-de-mer. The harvest season for seaweed is from June to September thus the decrease in seaweed exports and export season for bech-de-mer ended in October.

Total amount of marine products exported, 4th Quarter 2014



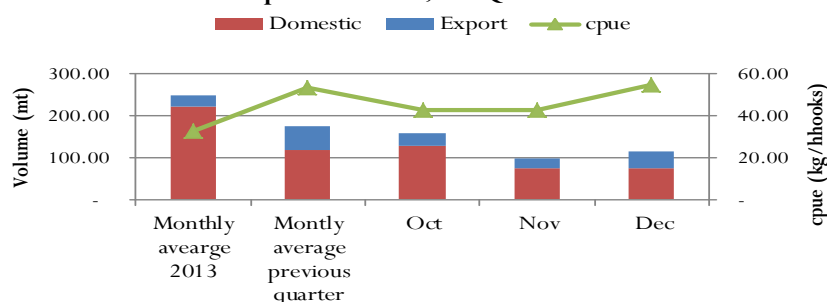
Source (above) : Fisheries Department Marine Export Product Database

* FOB = Free On Board, describes a price which includes goods plus the services at the time of offloading from the vessel at first landing. This is a static value designated to each export product. The value is an historical estimate and may not represent the true present value.

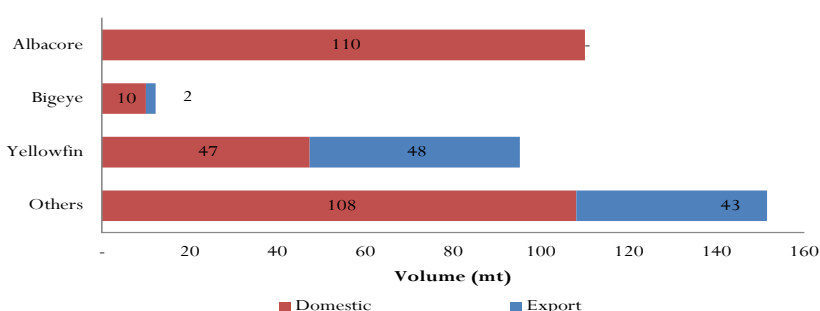
TUNA FISHERY

The export quantity of tuna and associated by-catch for this quarter was 94 mt, a 147% increase from tuna export in the same period last year and 45% decrease from export in the previous quarter. The local average price for all tuna species for this quarter was between T\$8.00 – T\$14.00/kg. The price for bigeye tuna exported from Tonga at the Japanese markets ended the quarter with an average price of ¥1,500 yen/kg going up from ¥1,300 in October. Similar trend was observed for the prices of yellowfin and by the end of this quarter, it was at ¥1,780 yen/kg compared to ¥1,160 yen/kg at the end of the previous quarter.

Tuna performance, 4th Quarter 2014



Tuna catch and export species composition, 4th Quarter 2014



BECHE-DE-MER FISHERY

A total of 58 mt of beche-de-mer were exported in the fourth quarter of 2014 and it was valued at TOP\$0.52 million. This was a 29% increase from exports in the same quarter in 2013 but a 12% decrease from the previous quarter. Despite the decline in quantity exported in the previous quarter, value was increased by about 15% due to increase in the export of high value species such as white teatfish, black teatfish and stonefish. The harvest season for bech-de-mer was closed in September and the export season ended at the end of October.

HOME CONSUMPTION

A total of 8mt of seafood for home consumption purposes in this quarter. This is a 7% decrease from home consumption data from the previous quarter. Each passenger is allowed a 20kg of seafood. The home consumption was dominated by fish which made up 43%, followed by holothurian, crustaceans and octopus with 20%, 16% and 7% respectively.

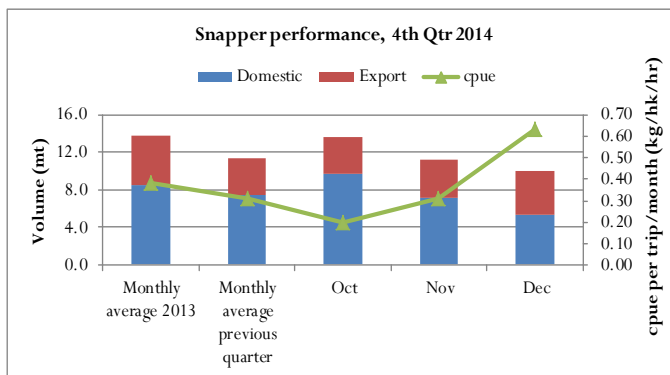
A total of 7,377 pieces of souvenir from marine organisms were taken under home consumption in this quarter. This is a 19% decrease from the previous quarter.

Home consumption data refers to the seafood taken by airplane passengers overseas for home consumption.

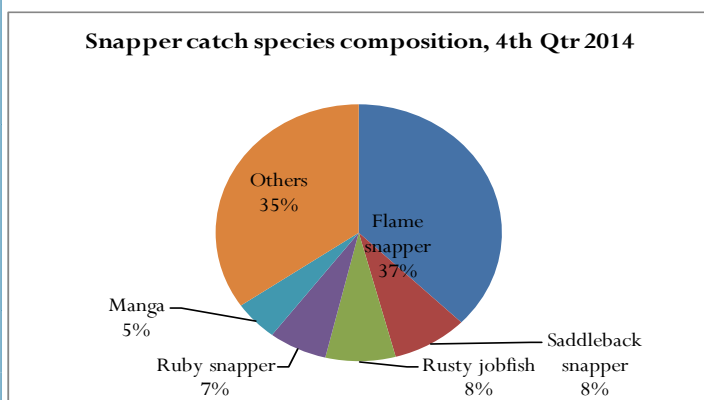
SNAPPER FISHERY

The total quantity of snapper and grouper exported in the fourth quarter 2014 was 13mt. This is a 31% decrease in the quantity of snapper and grouper exported during the same period last year but a 11% increase from the previous quarter.

The total FOB values of snapper and grouper exported in the fourth quarter 2014 was TOP\$0.15 million. This is a 16% increase from the values of snapper and grouper exported in the same period last year and a 90% increase from that exported in the previous quarter. The decrease in quantity yet increase in value was due to export being dominated by high value flame snapper.



Snapper Catch Species Composition 4th Quarter



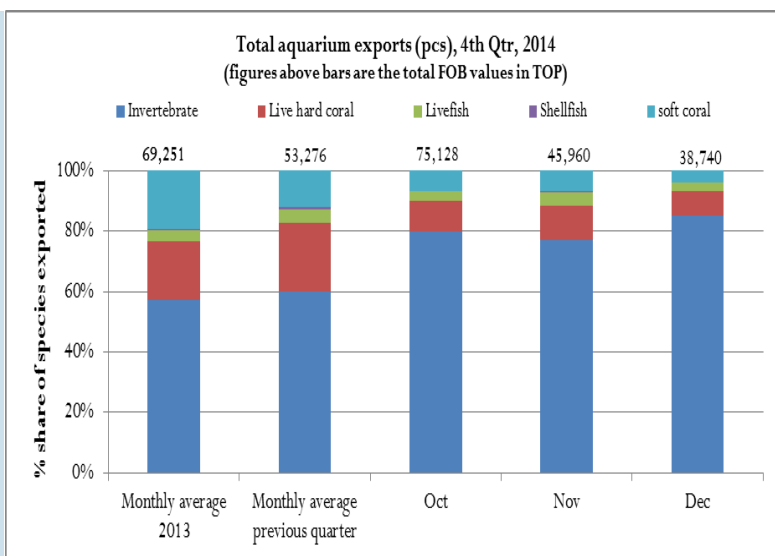
Source (above and left) : Fisheries Department Snapper Database

A total of 7 boats were licensed by the end of this quarter, however, only 5 boats were active. Total landed snapper and grouper catch of 22mt was recorded in this quarter, a 16% increase from catch landed in the same period in 2013, and a 1% decrease from that landed in previous quarter. Snapper exports is dominated by flame snapper, however, catch landed of flame snapper has been declining. Catch landed of flame snapper for this quarter has been declined by 12% as compared to the flame snapper landed in the previous quarter.

AQUARIUM FISHERY

The total quantity of aquarium products exported in this quarter was estimated at 84,000 pcs. This is a 128% increase in total pieces exported compared to the third quarter 2013 and a 117% increase from the previous quarter.

The total FOB value of the exported aquarium products in the fourth quarter of 2014 was TOP\$0.16 million. This is a 3% increase from the value of products exported in the same quarter of 2013 and a 31% increase from the value exported in the previous quarter. The significant increase in quantity yet low value in aquarium exports this quarter compared to other quarters was due to decline in prices for invertebrates and live fish. Average Prices for invertebrates declined from T\$5.00/pc to just T\$0.30/pc and livefish declined from T\$16.00/pc to T\$5.00/pc. Export quantity is dominated by low valued invertebrates. Exports of live rock is still banned.



Source (above) : Fisheries Division Aquarium Export Database

SEAWEED (LIMU TANGA'U) FISHERY

A total of 100kg of seaweed were exported in this quarter and was valued at T\$50. This is a significant increase from 33mt and 35mt in the same quarter last year and the previous quarter respectively.